

## TiltWatch® XTR QR - Instructions For Use

TiltWatch® XTR QR is a single-use, battery-less, connected tilt sensor enabled by smart phone cameras to seamlessly determine if a tilt event has occurred and reports this condition along with time, date, location, and serial number to the SpotSee cloud. SpotSee's cloud platform displays individual sensor information and high-level condition insights to aid shipping and quality improvements.

### Adding Sensors to Cloud

When first receiving TiltWatch XTR QR sensors, locate the box label on each 100 pack.

#### Mobile Phone:

- Scan the QR code on box label with your mobile device

#### Returning Users:

- Select "Sign In" option at registration page, navigate to the Impact & Tilt Shipments page, and select "Add Sensors" located in the top right corner
- Type or scan the box ID(s) associated with the box of sensors you need to add to your cloud

#### New Users:

- Register for cloud account and follow all prompts. Sensors will be auto added to account upon completing registration

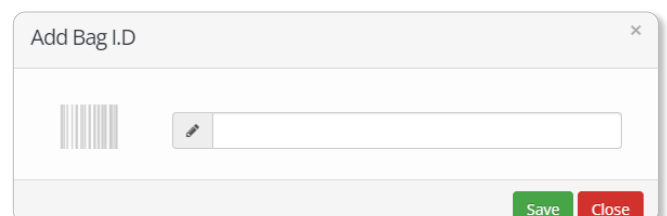
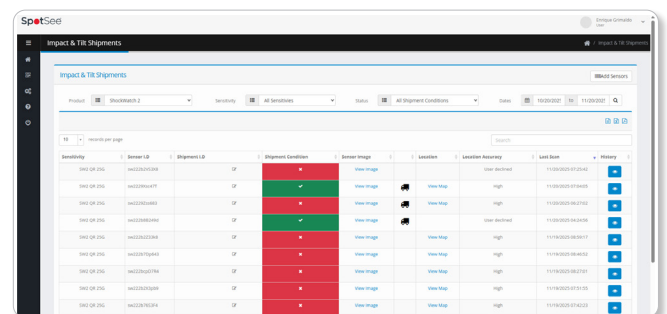

#### Computer:

##### Returning Users:

- Log into [qr.spotsee.io](http://qr.spotsee.io)
- Navigate to the Impact & Tilt Shipments page, and select "Add Sensors" located in the top right corner
- Type or scan the box ID(s) associated with the bags of sensors you need to add to your cloud

##### New Users:

- Type QR code URL into browser to register for cloud account and follow all prompts
- Repeat steps 2 and 3 from "Returning Users" section above to add sensors to cloud

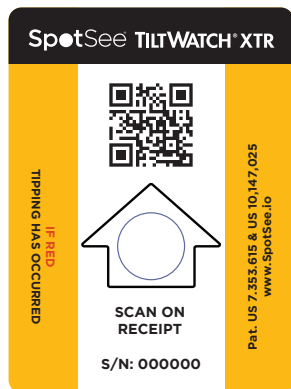


## TiltWatch® XTR QR - Instructions For Use

### TiltWatch XTR QR Serialization

Every TiltWatch XTR QR is uniquely serialized for traceability in the supply chain. Should you need to record the sensors serial number prior to shipment, simply scan the QR code with a mobile phone or handheld mobile computer camera. Then, either type or scan directly off your device screen to transfer the serial number to an invoice or shipping software to tie the TiltWatch XTR QR to the asset being shipped.

As the shipper, the serial number and barcode are likely of the most interest, but the bottom half of this screen also displays the instructions which the receiver of the shipment will see and follow to properly read the TiltWatch XTR QR.



Used by shipper to record sensor serial number, if desired, prior to shipment

Instructions read by the receiver of the shipment to properly check condition of the TiltWatch XTR QR sensor

